

Water Operator Report Aug 2020



SHIPS POINT IMPROVEMENT DISTRICT

Prepared by: Dave Shepherd

Water consumption

Monthly Consumption	15309 M ³	28	546.75 M ³	Daily Average
Previous year 2019-08	16423 M ³	28	586.54 M ³	Daily Average
			<u>-6.78%</u>	
Vol Well #1 since 19 Jan 2019	88.10 M ³			
Max Flow for month	2599.6 L/Min	Min Flow for month	64.6 L/Min	
Time and Date	2020-04-08 19:51:00 PM		2020-21-08 21:41	
Pump hours	# 2 70	# 3 38	# 4 575	
Previous month hrs	# 2 49	# 3 53	# 4 576	

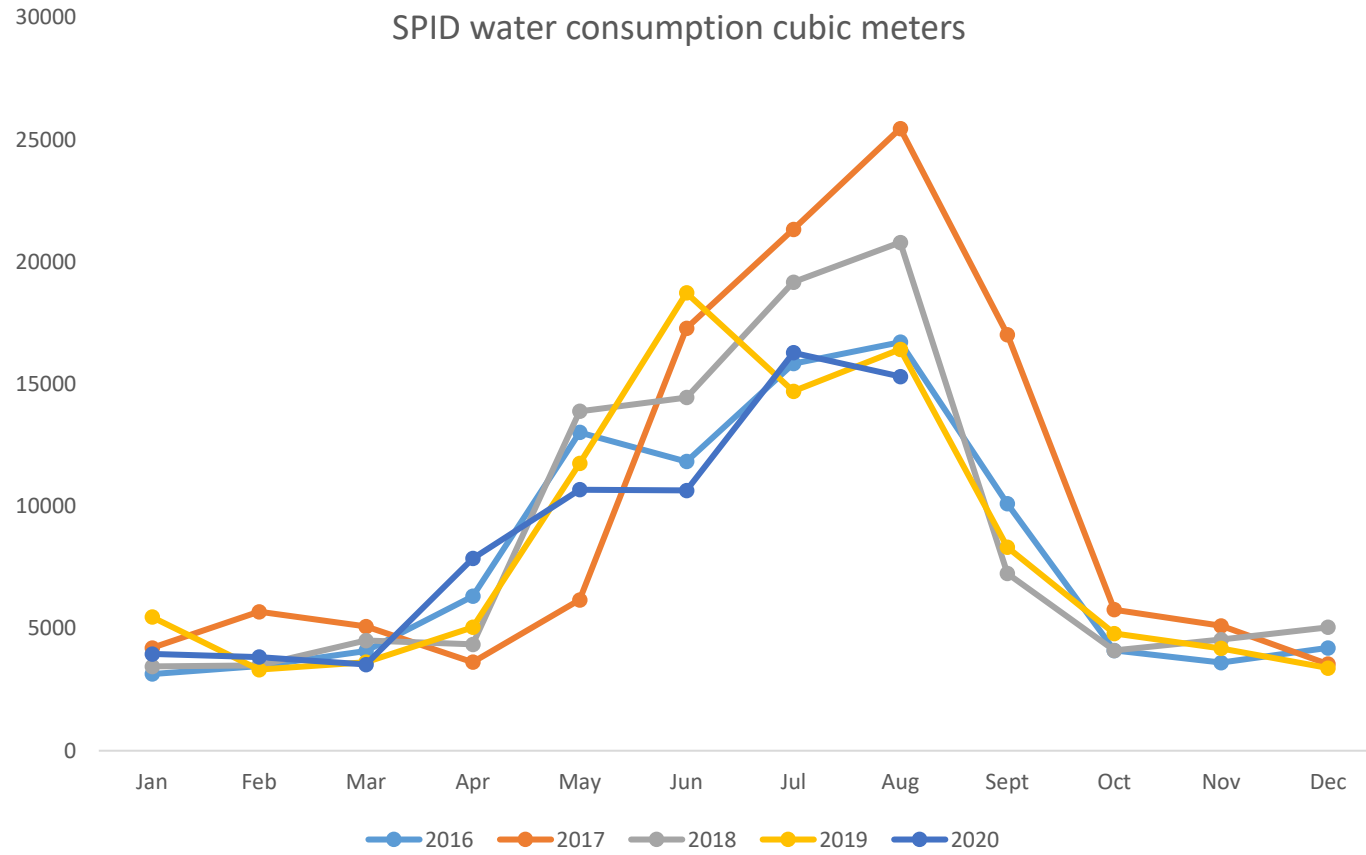
Samples

Activity	Date	Location	Sample type	Result	
Monthly	10/08/2020	7941 Park	Drinking water	✓	Sent to VIHA
Sample /testing		7588 Ships Pt.	Drinking water	✓	
		7576 Tozer	Drinking water	✓	
		Well 2	Raw	✓	
		Well 3	Raw	✓	
		Well 4	Raw	✓	

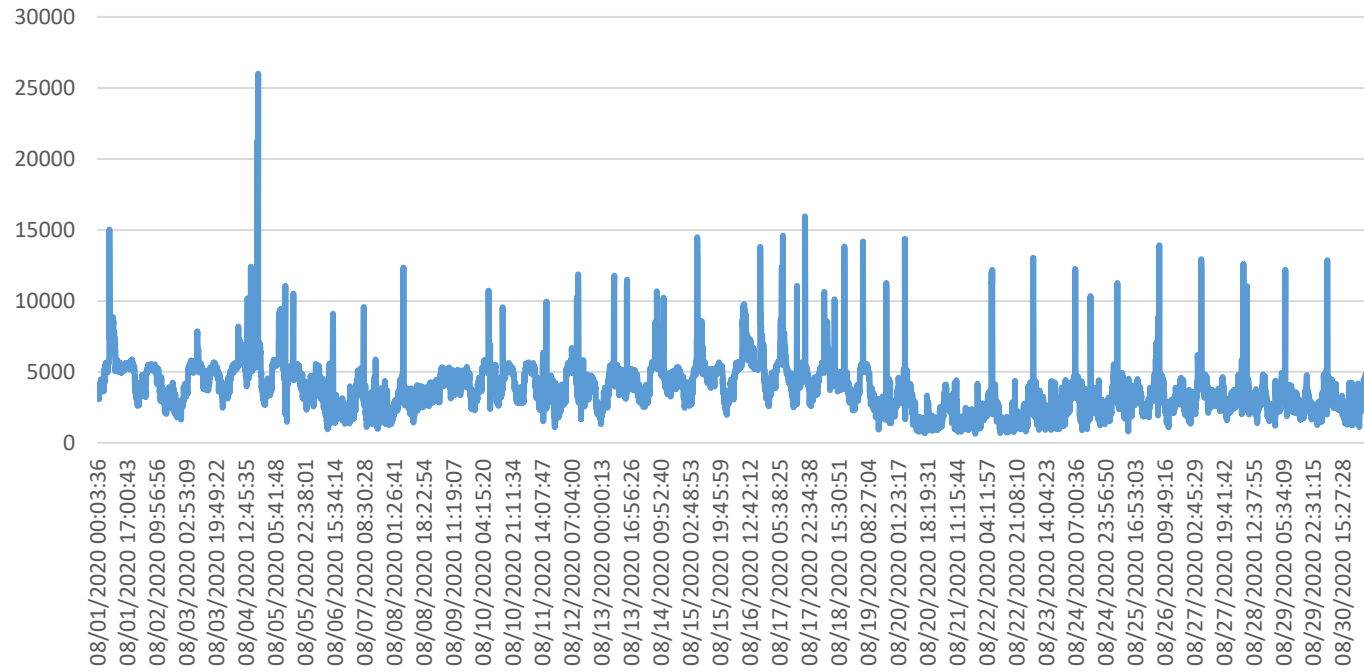
Operations/Maintenance

	Weekly Meter readings, End of line flushing & CL samples, run pump 1 collect levels data
	Monthly Data collection, replace CL membrane and VIHA samples add and order chlorine
01/08/2020	Call out Pumphouse Low discharge pressure
14/08/2020	Call out Pumphouse Low chlorine tank level, bypassed float switch and ordered 2 new Call out Pump house Low discharge pressure
17/08/2020	Manually switch #3 to "hand" then back to auto which kicked in #3 and brought pressure up #4 was at 550LPM pressure was at 58psi when 3 came on Pressure was 89psi at 700LPM
19/08/2020	replace float switch and chek ops, bring Mike M up to speed with flushing station app and ops repair P2 hydrant end of wente with Dillon from Iconex (cracked brass 2.5" port) and service P2 hydrant end of Tozer stone dammaged puck (replaced)
22/08/2020	Reprogram Flushing station to come on during peak times to force #3 on
24/08/2020	Update P/H laptop software and install modified PLC program to switch #3 on at 500LPM
27/08/2020	water shut off request observe tie in 7708 SPR for plumbing on property

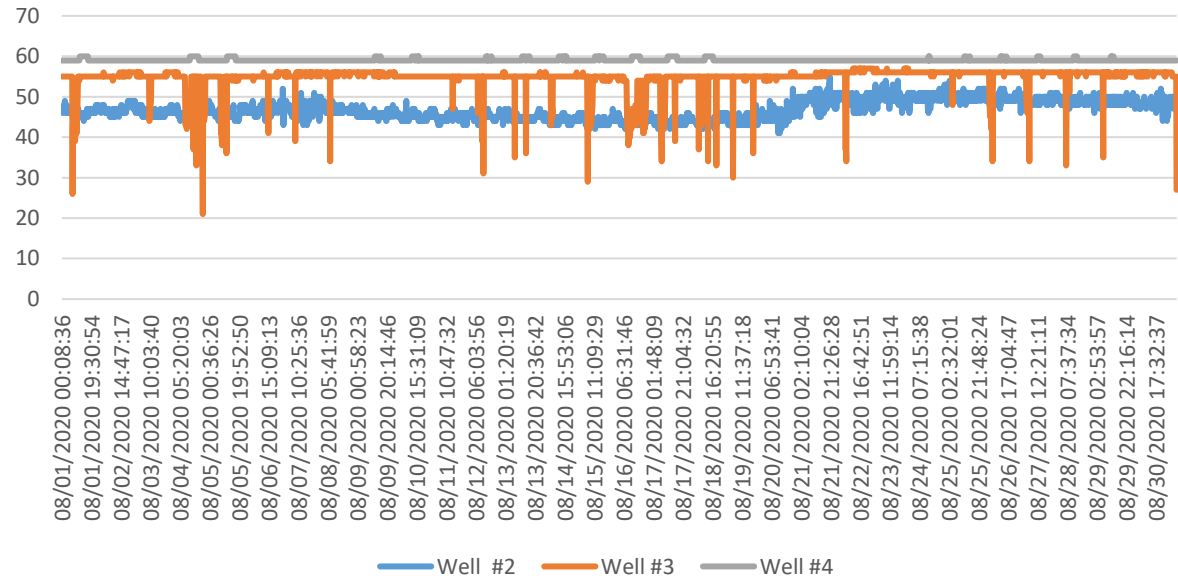
SPID water consumption cubic meters



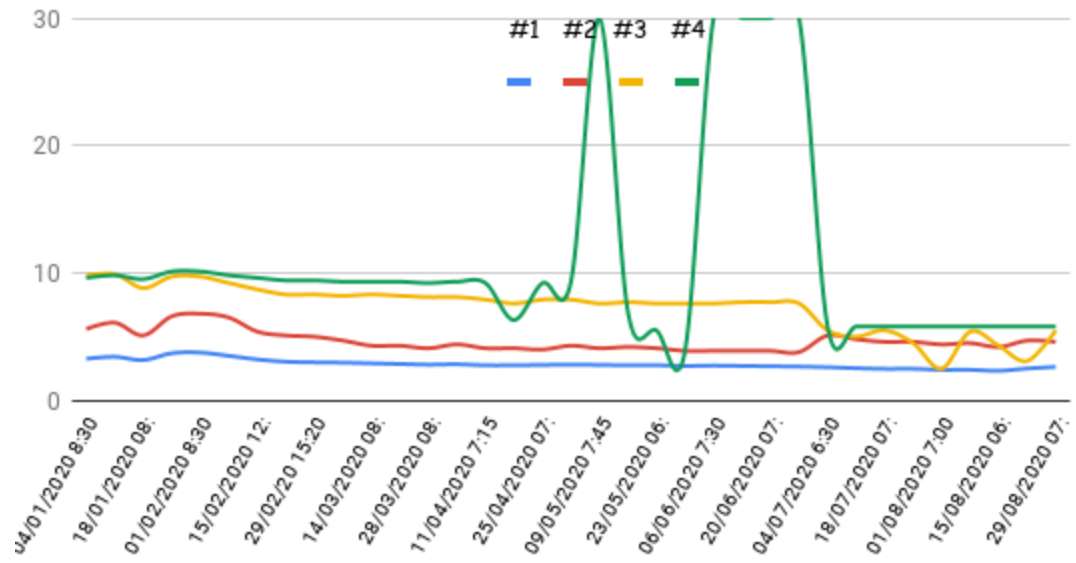
Aug 2020 Flow LPM x 10



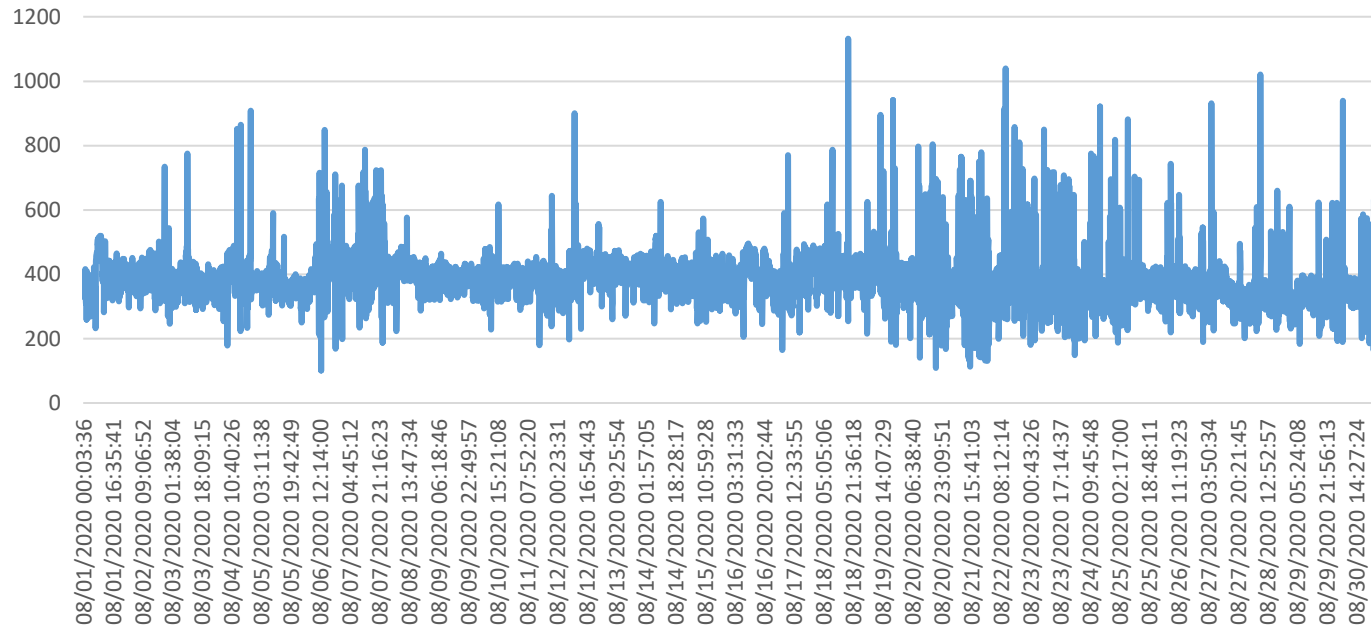
Aug 2020 Well levels Mx10

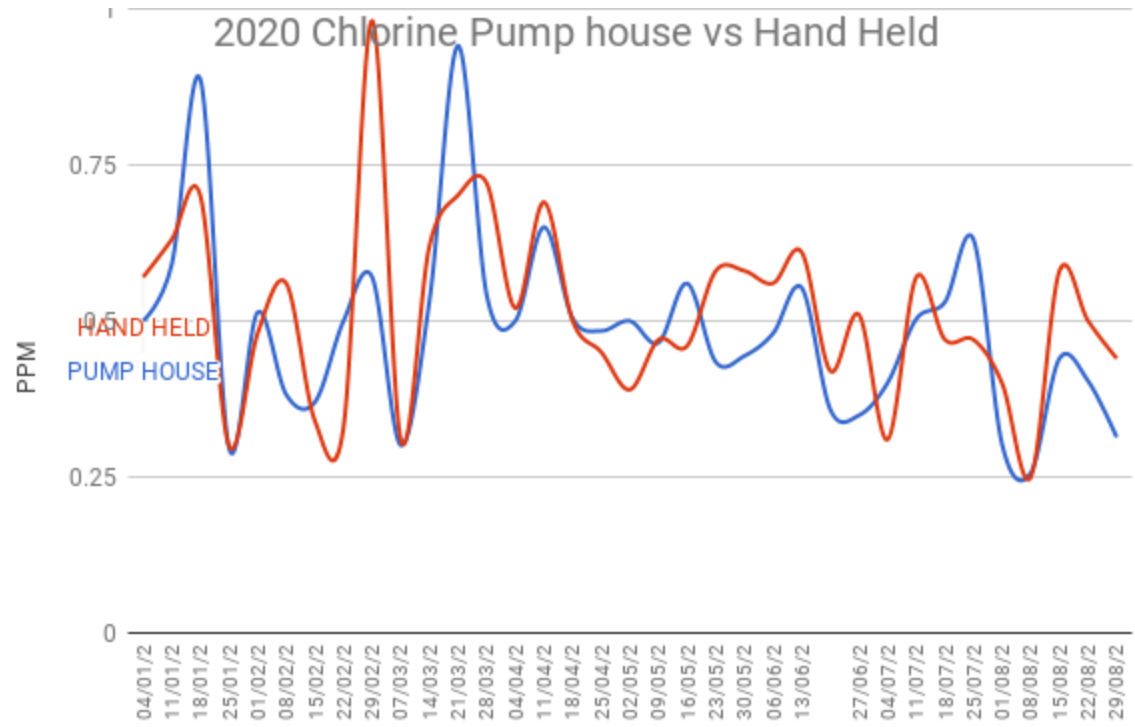


2020 Spid Well Levels Meters Weekly

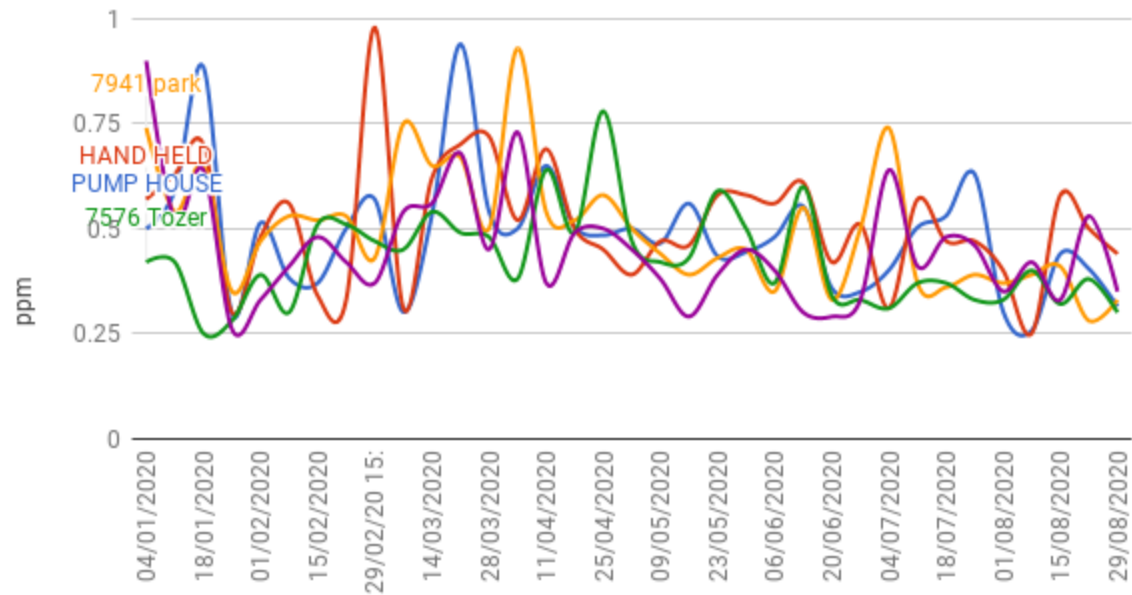


Aug 2020 Pumphouse Chlorine PPM x 100





2020 WEEKLY CHLORINE SAMPLES



Aug 2020 Pumphouse discharge pressure PSI

